

LANDROID®

YOUR GUIDE TO ROBOTIC MOWING



WORX

ROBOTIC MOWING 101

FORGET EVERYTHING YOU KNOW ABOUT CONVENTIONAL LAWN MOWING

Robotic mowers like the Worx Landroid are fully-automated lawn care experts equipped with the latest technology to give you a picture perfect lawn effortlessly.

Purchasing a robot to mow your grass is a big deal. That's why we've put together this robotic mowing guide to help you decide if the Worx Landroid is right for your lawn.

AUTO SCHEDULE, AUTO RECHARGE, AUTOMATIC YARDWORK.

1 >>>>

Landroid can be set to manual or auto schedule using the Landroid app and mows more frequently than traditional mowers.




<<<< 2

Landroid is programmed with an algorithm so it mows in a random pattern, fully covering your yard over the course of a week and allows it to navigate through tighter spaces than ordinary robo mowers.

3 >>>>

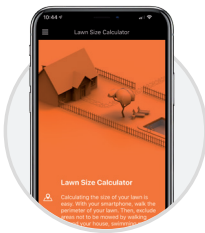
Landroid cuts a little off the top during each mow cycle maintaining an evenly mowed lawn over time. Fine clippings are put back into your lawn to use as nutrition.



<<<< 4

When the battery gets low, Landroid finds the nearest boundary wire and heads back to its base to fully charge before its next scheduled mow time.

MEET LANDROID, YOUR PERSONAL GREENSKEEPER



Fully controlled via
mobile app



Easy to install and set up



Rain delay sensor




Runs on removeable
Power Share™ battery



Fully customizable with
optional accessories



Easy cutting height
adjustment



Handles obstacles



Cuts to edge



Micro cutting blades that
stop when Landroid is lifted



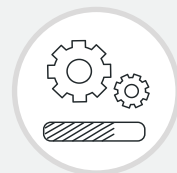
CONTROL YOUR
LANDROID FROM
ANYWHERE IN
THE WORLD



It's easy to download the Landroid app and connect it to your mower. Now you have full control over your mower from anywhere.



Landroid learns about your yard and your preferences through the app. You can let Landroid recommend a schedule or manually enter one yourself.



The Landroid app sends you status updates and important notifications about your mower and will automatically keep software up to date.



***Pro Tip:** You can also use the app to calculate your lawn size.



To download the app, simply go to the App Store or Google Play and search "Worx Landroid".

Since Landroid stays connected via WiFi or cellular data it is able to use local weather data to determine the best mowing times and frequency.



CHOOSE YOUR LANDROID

WHICH LANDROID IS RIGHT FOR YOUR YARD?

Landroid can mow up to a 1/2 acre lawn size. Aren't sure of the size of your lawn? Download the Landroid app and open the lawn size calculator. Walk the perimeter of your lawn, excluding areas you do not want Landroid to mow.

LANDROID **L**

- Perfect for yards up to 1/2 acre
- Has a 9" cutting disc
- WiFi, cellular, and app capable
- Offers a cutting height range of 1.5"-4"

LANDROID L with
Find My Landroid GPS
WR153

Additional Option:

LANDROID L without
Find My Landroid GPS
WR150



**FIND MY
LANDROID**
GPS INCLUDED



***Pro Tip:** Accessorize your Landroid with five different add-on accessories. Learn more on pages 12 and 13.

LANDROID **M**

- Perfect for yards up to 1/4 acre
- Has a 7" cutting disc
- WiFi, cellular, and app capable
- Offers a cutting height range of 1.9"-3.5"

LANDROID M with
Find My Landroid GPS
WR143

Additional Option:

LANDROID M without
Find My Landroid GPS
WR140



**FIND MY
LANDROID**
GPS INCLUDED


WR140

EASY INSTALLATION

WELCOME TO NEVER MOWING YOUR LAWN AGAIN

Landroid is easy to install all by yourself. Everything you need for installation is included in the box except a couple of basic tools like a mallet and wire cutters. Think about how much time you will get back each week by not having to mow your lawn.

QUICK START GUIDE




1 Set the charging base

The charging base should be set up on flat land with space on each side for docking and close to a power outlet.

2 Lay the boundary wire around your perimeter

Handy measuring guides are included to assist with boundary wire placement and included pegs secure boundary wire flush with the ground.



3 Address any obstacles in your yard

When placing boundary wire, exclude or create islands around areas you do not want Landroid to enter like pools, flower beds, patios, and other no-mow zones.

4 Return boundary wire around perimeter to base

Return boundary wire back to the charging base and insert it into the "out" port.

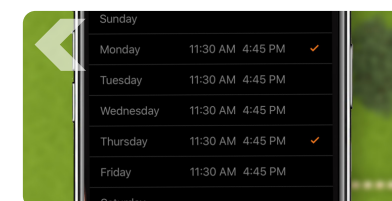


5 Follow app setup

Download the Worx Landroid mobile app and scan the QR code on your Landroid to connect Landroid to the mobile app.

6 Choose your schedule

Once you use the lawn size calculator or input your lawn size the app will suggest an auto schedule to best fit the size and needs of your lawn.





ACCESSORIES

MAKE YOUR LANDROID EVEN MORE CAPABLE


Landroid's modular design allows you to easily install each of these accessory modules that optimize Landroid to the unique needs of your lawn and lifestyle.



ANTI-COLLISION SYSTEM

The ACS system allows Landroid to see obstacles of a certain size and steer clear of them rather than bumping into them.

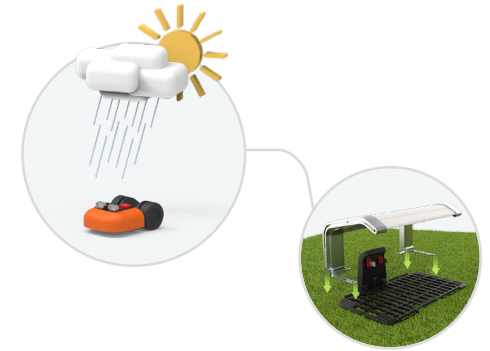
WA0860



LANDROID GARAGE

Although Landroid is weatherproof, the garage gives an added layer of protection against harsh wind, rain, and sunlight and fits right over the charging base.

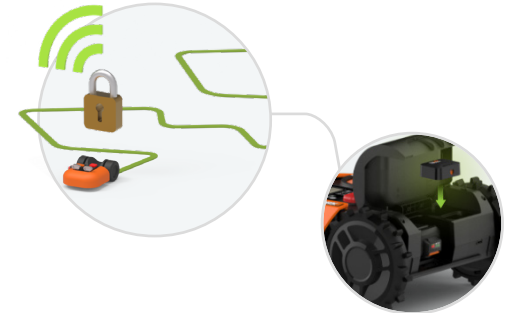
WA0194



FIND MY LANDROID

Find My Landroid (included with WR143 and WR153 models) is an anti-theft device that uses cellular data to track and lock your Landroid if it is taken out of its mowing area.

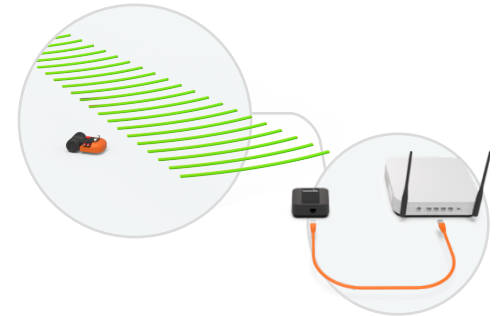
WA0866



RADIO LINK

Radio link is a WiFi extender that helps your router to reach further into your yard, keeping Landroid always connected.

WA0867 (coming soon)



OFF LIMITS

Off Limits digital fencing is an easier way to exclude items such as trampolines or flower beds from Landroid's mow area without using main boundary wire.

WA0863



FAQ'S



How long does Landroid mow on each charge?

Mow time can vary drastically due to several factors including your terrain, slopes, and number of obstacles in your yard. The amount Landroid can mow on each charge becomes irrelevant because Landroid will mow every area of your yard over the course of a week always maintaining an evenly mowed lawn.



Can Landroid mow my grass in straight lines?

Landroid mows in a random pattern and will not cut grass in straight lines but it keeps an evenly maintained lawn at all times. Think golf course grass.

Do I need a fence to have a Landroid?

A fence is not required for Landroid to operate. Landroid will not leave its perimeter set by the included boundary wire.




What if Landroid falls into my pool?

When placing boundary wire you will want to avoid areas that you do not want Landroid to enter such as a pool.



What if I have an electric dog fence?

The radio frequency from your electric dog fence will interfere with the frequency emitted from the Landroid boundary wire. They can both be used if they are installed 3 feet away from each other.



What if my front and back yard are separated by a fence?

In order to mow two grassy areas separated by a fence, Landroid would need an unobstructed pathway through the fence. If no path is present you may purchase an additional charging base and manually move Landroid from one mow area to the other.



Does Landroid use the same battery as my other Worx tools?

Yes, Landroid uses the same 20V battery as every other tool in the Power Share platform. Although we don't recommend regularly removing the battery from Landroid, it can be removed to be used on another tool and replaced, or removed during the winter when Landroid isn't mowing to be used in other tools.



Can Landroid cross a driveway?

Landroid will be able to reach a mowing area separated by a walkway or driveway if boundary wire is laid within the expansion joints in the concrete, pavers, or brick, allowing Landroid to cross.



What if my Landroid gets stolen?

You will get a notification immediately through the app if Landroid is taken from its mowing area. Models equipped with the Find My Landroid accessory are able to be tracked since Landroid stays connected via cellular signal.

Does Landroid mow all year long?

If you live in a warm climate where grass is growing year-round Landroid can mow all year long. Blades will need to be changed more frequently in this instance. If you live in an area that experiences winters, winterization is recommended and Landroid can be stored away.



HAVE MORE QUESTIONS?

If the information in this guide hasn't adequately answered all your questions about Landroid, our dedicated Landroid support technicians are here to help.

They can even help you troubleshoot installation in difficult areas of your lawn. Call us or use the live chat feature on worx.com to talk directly to a Landroid expert today.



Positec Tool Corporation, Inc.
10130 Perimeter Parkway Suite 300
Charlotte, NC 28216



Visit us online at
worx.com



Or call us at:
1-800-727-6260

LANDROID®

